


Waste Management Guide





Let us
help each other
keep Agerhusene
clean and tidy



Recycling courtyard

We'd love to open up the bulky waste recycling courtyard again, and we need your help to do that.

In the past, we have had challenges with waste not being sorted, which is very important for the municipality, which collects bulky waste free of charge.

If the waste is not sorted correctly, the municipality will not take the waste, and Balder has to order a supplier to sort and take away the waste.

Unfortunately, it is very expensive to get rid of bulky waste in this way, and it ultimately means that Balder cannot perform other tasks on the property that you, as customers, appreciate, and we have to close the recycling centre again.

The municipality collects bulky waste from the recycling courtyard once a month. The recycling courtyard will be open in intervals. You can find the opening hours on the Balder website or by contacting the Balder staff. During opening hours, we will be present to answer any questions. We will write to you to let you know when the recycling courtyard is open.


If you have any waste for the recycling courtyard, it will have to be stored in your apartment or basement room.

Taastrup Municipality's recycling centre, located at Lervangen 1, can be used if you want to get rid of your waste before.

We hope you will all join us in making the recycling courtyard a success.

We would love to hear from you, if you have good suggestions for what Balder can do, to make sure that the waste is sorted and put away. We in Balder would rather take the time to carry out other tasks on the property, that is more important and convenient for you as a tenant.

You can drop these off at the recycling courtyard:



Cardboard

Cardboard must go into the container. It's important to fold it correctly and fold the cardboard boxes completely so that the cardboard boxes are completely flat and there is room for as much as possible.



Hazardous waste

Hazardous waste must be placed in the metal cabinet for hazardous waste. Look at your waste to see if it is marked with Environmentally Hazardous Waste or has a hazard label like this (red box with a symbol).



Electronics

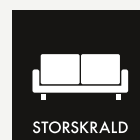
Electronics are sorted and placed in the correct container for TV and other monitors or medium electronics, which are all electronics other than monitors.

Chinaware

There is a separate container for chinaware.

Small combustible

The container is for dirty cardboard, books with hardback, polystyrene, and large items that can not be in the residual waste container.



Bulky waste

Furniture can be dropped off at the recycling courtyard. However, space is limited.

Remember to use the correct containers and areas marked for the different types of waste.



Sorting your waste

In this leaflet, you can get an overview of waste sorting. Learn what types of waste your waste should be sorted into and what you can put in the containers.

Why is waste sorting important?

It is important that you sort your waste because it consists of different materials.

When you sort your waste, the materials are reused to make new products.

When the waste is mixed together, it goes to incineration, and valuable materials go up in smoke.



Residual waste is all other waste from your home once you have sorted out food and recyclable waste.

Examples of residual waste:

- Bread bag of paper
- Baking paper
- Book and gift paper
- Paper from margarine, butter, sweets
- Paper bags from flour, oatmeal, sugar and similar
- Handkerchiefs, napkins
- Blister pack
- Hanger with both metal and plastic
- Coffee capsule
- Toothpaste tube
- Cotton



Food waste is biodegradable organic kitchen waste.

Examples of food waste:

- Fruit and vegetables
- Meat / Bones
- Bread / Cake
- Coffee grounds / Tea leaves
- Eggshells



Examples of metal are:

- Frying pan
- Hanger in metal
- Cream tube in metal
- Cans / tins without contents
- Paper towel holder in metal
- Tobacco tin



Examples of glass:

- Deodorant roll-on in glass, incl. lid
- Drinking glasses
- Glass bottles
- Jam jar with lid (also metal lid)
- Medication glass emptied of contents incl. lid
- Thermos insert (what keeps the liquid hot or cold)



Examples of cardboard waste:

- Paper packaging from washing powder
- Paper packaging from food
- Paper towel / toilet rolls without paper
- Cardboard from wine box
- Cardboard without plastic, tape or other
- Cardboard egg tray

NOTE - no pizza trays with leftovers / oil



Examples of paper waste:

- Paper carrier bag (dry)
- Office paper, letters, envelopes with and without window
- Newspapers, advertising and magazines without plastic cover



Examples of plastics:

- Milk cartons and similar
- Plastic bags
- Plastic from wine box
- Plastic packaging from food and beverages
- Plastic glass
- Egg tray in plastic
- Thermos in plastic without insert
- Plastic toys
- Hanger in plastic
- Paper towel holder in plastic
- There must **not** be labels on the packaging





The waste Balder cannot help with in everyday life and therefore has to be put with the bulky waste.
Examples of bulky waste:

- Clothes, shoes, and textiles
- Ceramic ovenproof dishes and glass
- Pots
- Electronics, e.g. television, computer, games console, drill, lamps
- Furniture, mattresses, shelves, baskets, pictures
- Bicycle, scooter, stroller

In order for the municipality to collect bulky waste, it must be sorted into waste types with clear spacing. Please ask Balder's operations engineer at the property if you are unsure whether your waste is under bulky waste or where to put it.

You must take everything else to the recycling centre yourself, where it is free to dispose of waste as a citizen of the municipality.



**When you sort
your waste,
the materials
can be recycled
to make new
products.**

Waste on the ground

Do not place waste next to the containers.

We try to keep the property tidy, so you feel like inviting your family and friends to visit.

Waste left on the ground also attracts rats and other waste.

We want to avoid rats, and the waste is not nice to look at.

Maybe there's even room in the neighbouring container.



Room for cardboard?

If you fold your cardboard boxes before putting them in the container, there may be more in the container.

Cardboard lying on the ground attracts other cardboard and waste, and it's not nice to look at.

Waste Ambassadors - we need your help

We would like the property and area where we live and have our friends and family visiting to look nice.

That's why we need your help on how to better word waste messages, how to manage waste or how to take other initiatives to ensure that waste management leaves the area around our shared property tidy.

Call or write to Nadine, who is your account manager, if you would like to become an ambassador and help us improve our communication and waste management on the property.

Phone: +45 21 51 66 28

Mail: agerhusene@balder.dk



Member of the House Council?

We can't solve it alone. As a waste ambassador, would you like to be a member of our upcoming House Council, where we will ask you for your advice on the following:

- Is the signage easy to understand? Is there anything we should word differently? Should we give other/more examples?
- Are our information letters on waste management easy to understand? Is there anything we should word differently?
- What makes it difficult to use the containers? Can we do something different?
- What makes it difficult to use the bulky waste scheme? Can we do something different?
- What are your waste challenges? Is there anything you find particularly difficult?

Thank you,
for helping
both us and
each other